

PKS-PRO-E-15-B - Servo System

FEATURES

- **Input Voltage Range of 170-253VAC**
- **Rated Torque of 1,014 oz-in**
- **1.5 kWatt Power Rating**
- **No Load Speed of up to 3,000 RPM**
- **2,500 PPR Incremental Encoder**
- **Enclosed and Self-Cooled**
- **Oil Seal and Optional Brake**
- **MODBUS and CANopen Standard**
- **RS485 Interface**
- **Real Time Monitoring and Management**
- **Position, Speed, and Torque Control**
- **CE Certified**



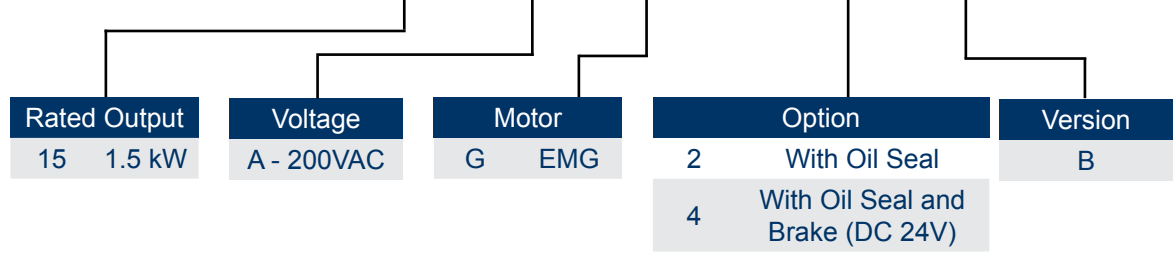
DESCRIPTION

The PKS-PRO-E-15-B servo system includes a 1.5 kWatt EMG AC Servo Motor operated by the PRONET-E-15A drive. These packages are ideal for quick and easy start-ups, convenience and performance! The servo motor included in this package provides torque up to 1,014 oz-in. The PRONET-E drives offer current forward-feedback control, acceleration forward-feedback control, speed viewer, and inertia viewer; providing for improved response performance. These drives operate standard with MODBUS and CANopen protocol. Each system includes a 5M motor power cable, 5M encoder cable, and a 3M communication cable.

System Specs	Rated Speed (RPM)	Rated Torque (oz-in)	Rated Current (A rms)	Inertia (oz-in-sec^2)	Torque Constant KT (oz-in/A)	Resistance (ohms)	Inductance (mH)	Driver Digital Display	Brake (24VDC)	Motor Length (mm)	Shaft Diameter (mm)
PKS-PRO-E-15-A-GP22-B	2000	1014	8.2	0.2606	157.2	0.65	4.2	Yes	No	225	22
PKS-PRO-E-15-A-GP24-B	2000	1014	8.2	0.2761	157.2	0.65	4.2	Yes	Yes	267.5	22

ORDERING INFORMATION

PKS-PRO - E - 15 - A - G P 2 2 - B



L011616

EMG-15 Motor Specifications



FEATURES

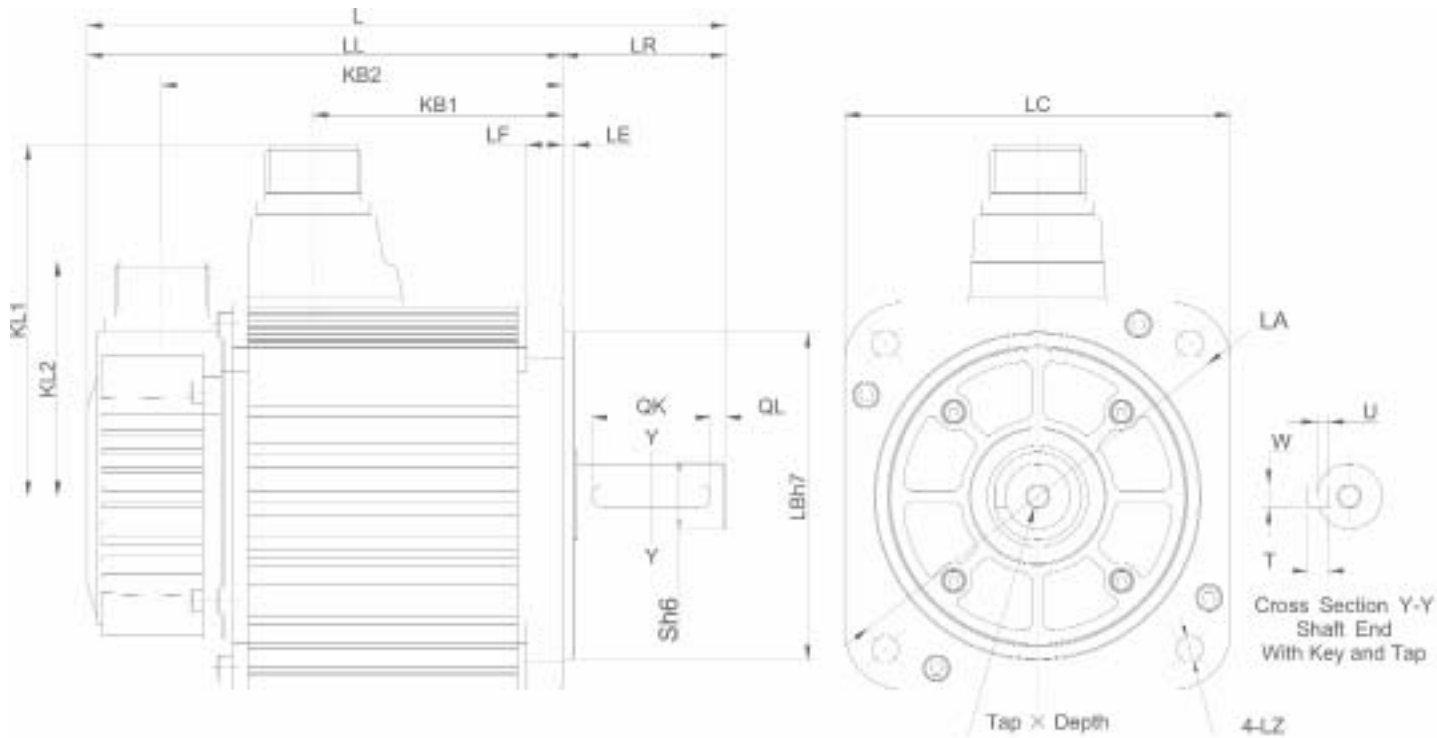
- **Rated Torque of 1,014 oz-in**
- **3-Phase, 200VAC**
- **Medium Inertia to Maximize Torque**
- **Peak Torque up to 300% of Rated Torque**
- **Peak Current up to 300% of Rated Current**
- **No Load Speed of up to 3,000 RPM**
- **2,500 PPR Incremental Encoder Attached**
- **Power Rating up to 1.5 kWatts**
- **Oil Seal and Optional Brake**
- **Long Life and Highly Reliable**
- **Neodymium-Iron-Boron Magnets (NdFeB)**
- **CE Certified**



SPECS

Model #	Rated Torque (oz-in)	Rated Power (Watts)	Rated Speed (rpm)	Rated Current (A rms)	Brake (24VDC)	Inertia (oz-in-sec ²)	Electric Time Constant T _E (ms)	Back EMF Voltage K _E (V/krpm)	Torque Constant K _T (oz-in/A)	Resistance (ohms)	Weight (lbs)
EMG-15APB22	1014	1500	2000	8.2	No	0.2606	6.43	65	157.2	0.65	23.15
EMG-15APB24	1014	1500	2000	8.2	Yes	0.2761	6.43	65	157.2	0.65	32.03

DIMENSIONS



Note: All Dimensions in (mm)

MODEL #	L	LL	KB1	KB2	KL1	KL2	FLANGE SLIDE						S	TapxDepth	KEY					
							LR	LE	LF	LC	LA	LB			LZ	QK	QL	W	T	U
EMG-15APB22	225	170	102	153.5	117	60.5	55	4	12	130	145	110	9	22	M6x20L	40	5	8	7	4
EMG-15APB24	267.5	212.5	125.2	196	117	60.5	55	4	12	130	145	110	9	22	M6x20L	40	5	8	7	4

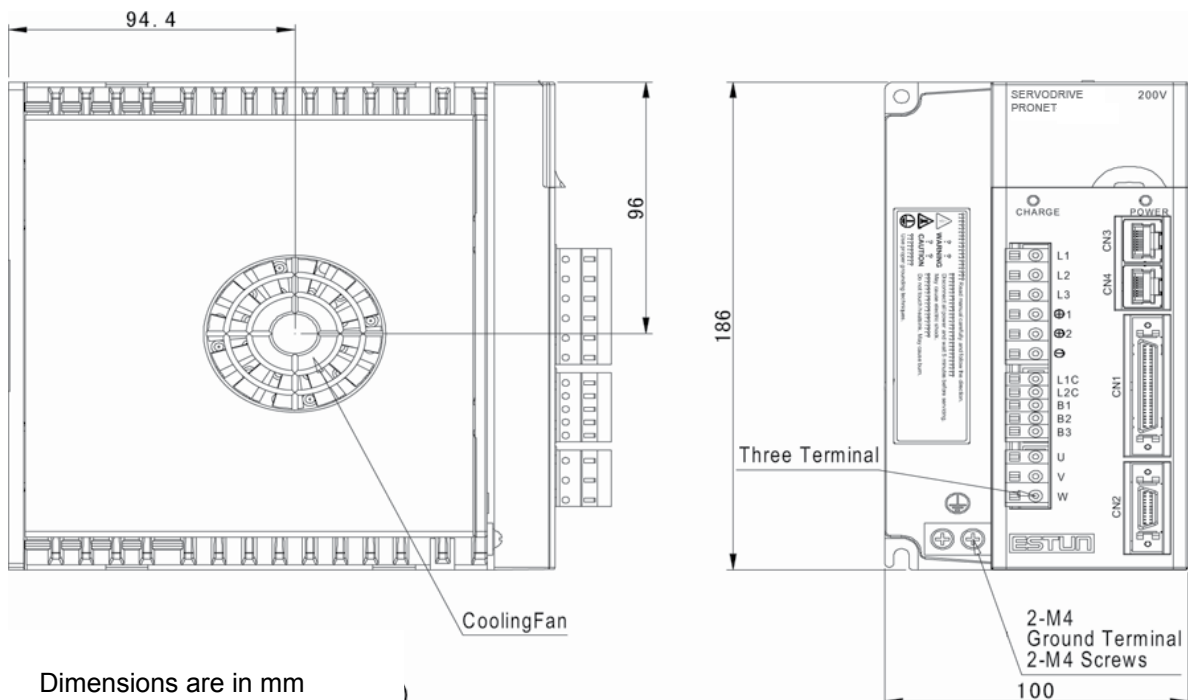
PRO-E-15 Driver Specifications

FEATURES

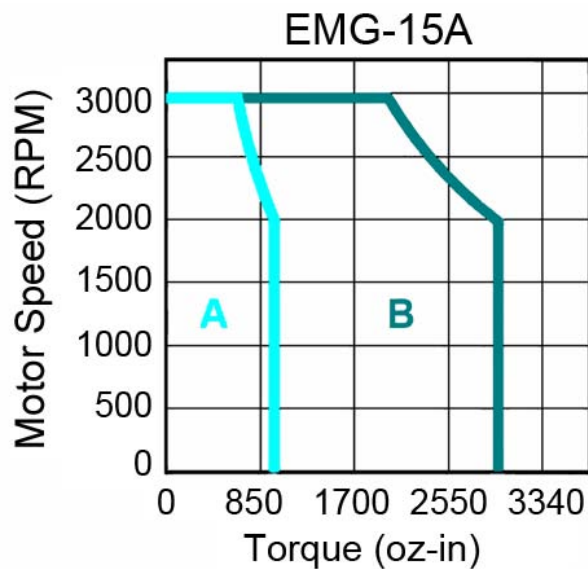
- Input Voltage Range of 170-253VAC
- Rated Power up to 1.5 kWatts
- Improved Responsiveness Performance
- Enhanced Position Precision
- Low Speed Stability
- Enables Less Debugging
- MODBUS and CANopen Standard
- RS485 Interface
- Position, Speed, and Torque Control
- Homing Function



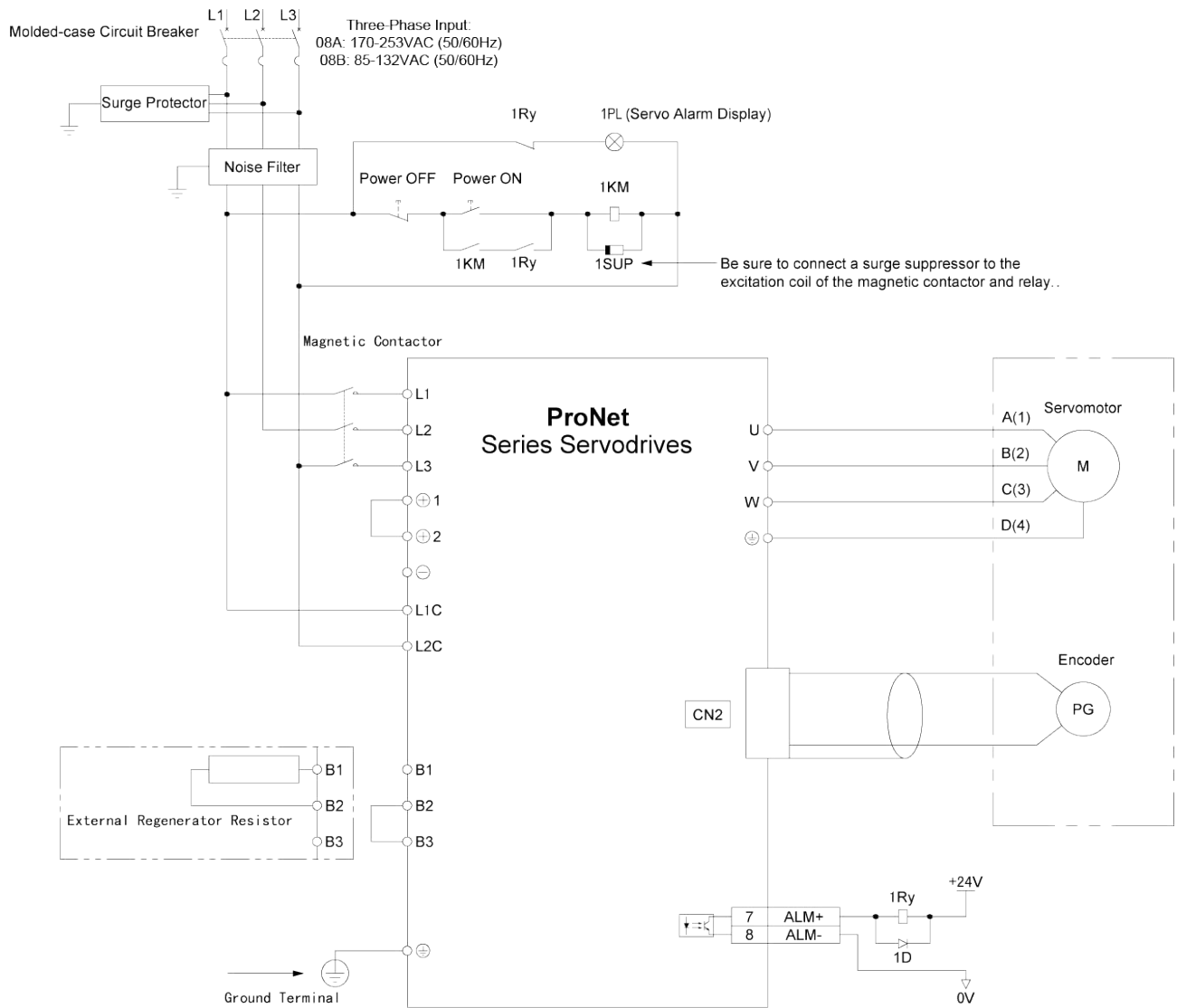
ProNet DIMENSIONS




TORQUE CURVE



A - Continuous Working Area
B - Intermittent Working Area



Note: The Surge Protector, Noise Filter, Magnetic Contactor, and the Regenerative Resistor are Optional.



Compatible Drivers

Part Number	Description
PRONET-E-15A	1.5kW Servo Driver



Compatible Motors

Part Number	Description
EMG-15APB22	2000 RPM Servo Motor
EMG-15APB24	2000 RPM Servo Motor



Compatible Cables

Part Number	Description
PDM-GA16-05-II	Motor Power Cable
PMP-GA24-05-II	Encoder Cable
PDMB-GA14-05-II	Motor Power + Brake Cable
PRONET-PSC-CC24-02	Communication Cable

